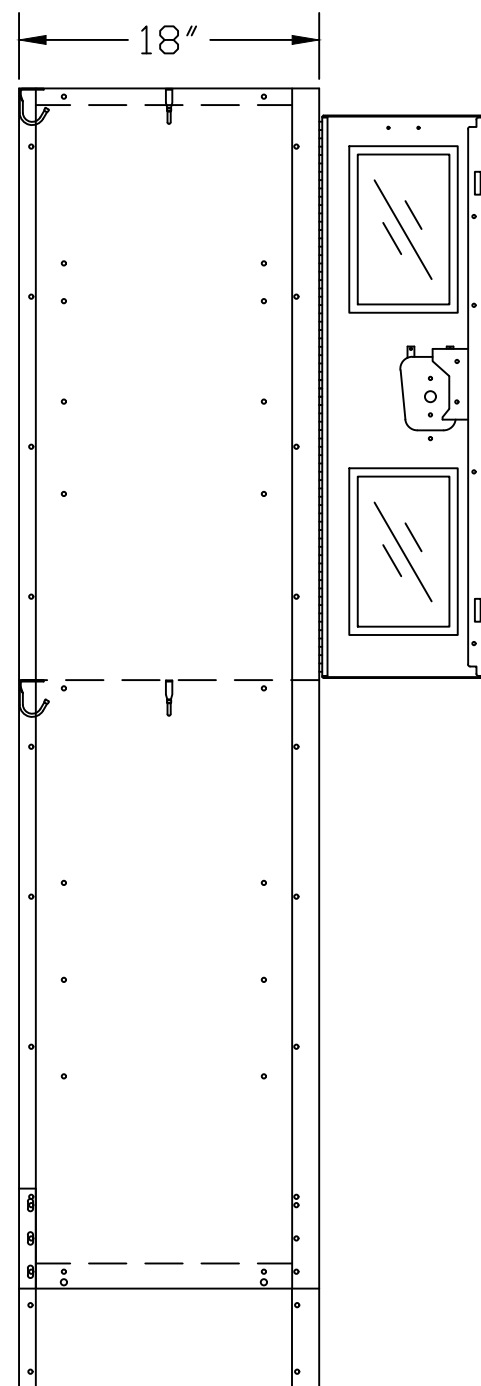


HALLOWELL "SAFETY-VIEW" K.D. DOUBLE TIER LOCKER (PRODUCT No. USV121872-2S) (1-WIDE)

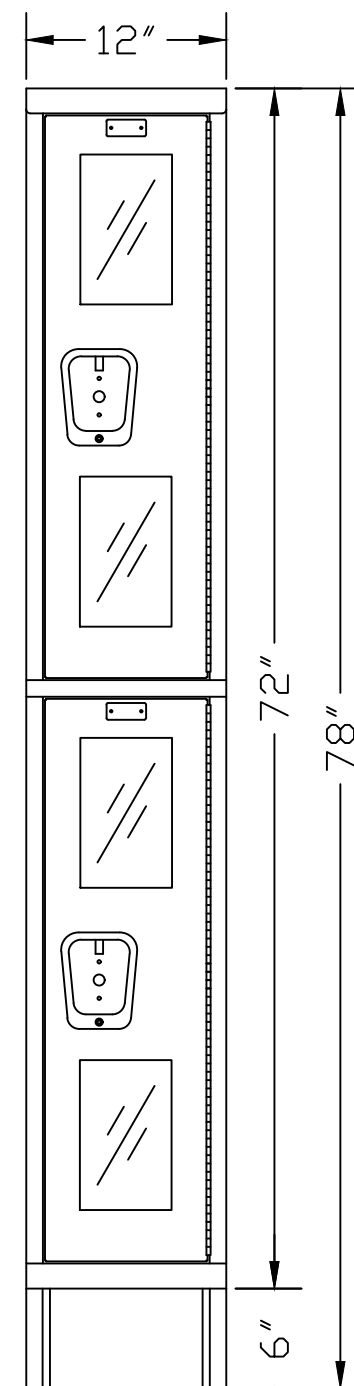
HALLOWELL SAFETY-VIEW "KD" LOCKER SPECIFICATION

COMPONENT	GAUGE	MATERIAL	REMARKS
DOORS	16	COLD ROLLED STEEL	SAFETY-VIEW PANELS
FRAMES	16	COLD ROLLED STEEL	SOLID
TOPS	24	COLD ROLLED STEEL	SOLID
BOTTOMS	24	COLD ROLLED STEEL	SOLID
SHELVES	24	COLD ROLLED STEEL	SOLID
SIDES	24	COLD ROLLED STEEL	SOLID
BACKS	24	COLD ROLLED STEEL	SOLID
HANDLE		STAINLESS STEEL	LIFT (RECESSED DRAWN HANDLE)
HINGES	16	COLD ROLLED STEEL	CONTINUOUS PIANO TYPE
BODY COMPONENT COLOR			729 TAN

LATCHING: (WARDROBE) THREE POINT RECESSED ON LOCKER DOORS 48" AND OVER, TWO POINT RECESSED ON LOCKER DOORS 36" TO 20". AUTOMATIC LOCKING DEVICE WITH LIFT-TYPE PADLOCK HASP.



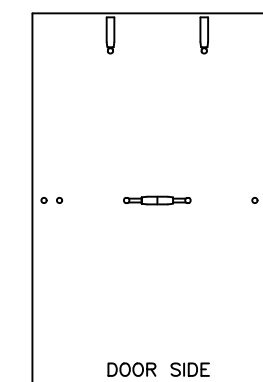
SIDE VIEW



FRONT VIEW


**FOR SUBMITTAL
USE ONLY**
SUBJECT TO APPROVAL

LOCKERS 12" OR WIDER
WITH 30" OR HIGHER
OPENING HEIGHT



(2) SINGLE CEILING HOOKS
(1) DOUBLE CEILING HOOK

HOOK CONFIGURATION



THIS DRAWING AND THE INFORMATION ON IT IS THE CONFIDENTIAL PROPERTY OF HALLOWELL, INC. AND SHALL NOT BE COPIED OR DISCLOSED TO OTHERS WITHOUT WRITTEN PERMISSION. ONLY HALLOWELL, INC. RESERVES THE RIGHT TO ALTER ANY DESIGN. ANY UNAUTHORIZED MODIFICATIONS RELEASES HALLOWELL, INC. FROM ALL LIABILITIES.

TOLERANCES UNLESS SPECIFIED:
FRACTIONS: ±1/32 DECIMALS: ±.010 DEGREES: ±1°

Customer: CUSTOMER
Customer Order Number: PO#
Description: JOB_NAME
LOCATION

Drawn By: DRAFTER
Checked By: _____
Date: DATE
Scale: NONE
Acad Number: PAGE_NUMBER
Drawing Number: FOLDER_NUMBER
Sheet of OF
Revision: