HALLOWELL "GALVANITE" K.D. TRIPLE TIER LOCKER (PRODUCT No. U1228-3G) (1-WIDE)
HALLOWELL "GALVANITE" K.D. TRIPLE TIER LOCKER (PRODUCT No. U3228-3G) (3-WIDE)

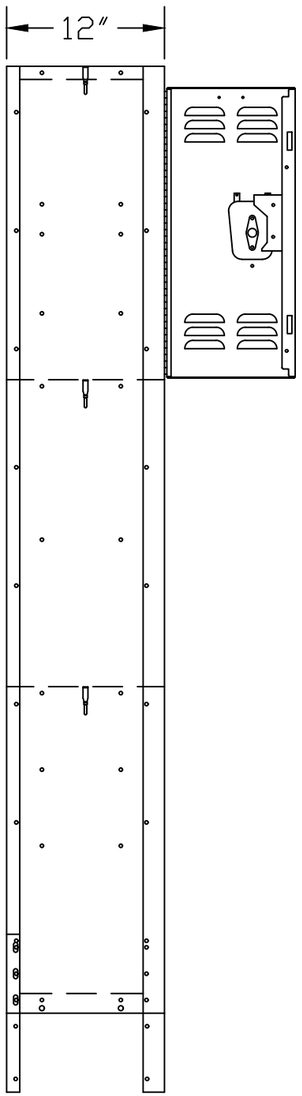

SIDE VIEW

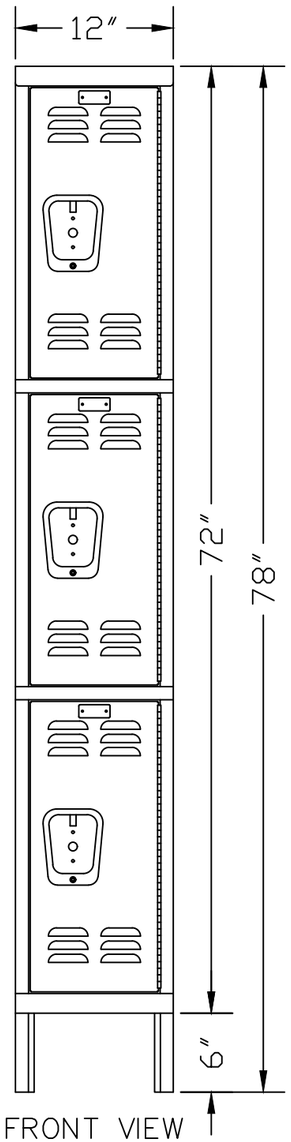

FRONT VIEW
1—WIDE



FRONT VIEW
3—WIDE

HALLOWELL GALVANITE "KD" LOCKER SPECIFICATION

COMPONENT	GAUGE	MATERIAL	REMARKS
DOORS	16	GALVANNEAL C. R. S.	3" LOUVERS
FRAMES	16	GALVANNEAL C. R. S.	SOLID
TOPS	24	GALVANNEAL C. R. S.	SOLID
BOTTOMS	24	GALVANNEAL C. R. S.	SOLID
SHELVES	24	GALVANNEAL C. R. S.	SOLID
SIDES	24	GALVANNEAL C. R. S.	SOLID
BACKS	24	GALVANNEAL C. R. S.	SOLID
HANDLE		STAINLESS STEEL	LIFT (RECESSED DRAWN PAN)
HINGES	16	COLD ROLLED STEEL	CONTINUOUS PIANO TYPE
BODY COMPONENT COLOR			729 PARCHMENT

LATCHING: (WARDROBE) THREE POINT RECESSED ON LOCKER DOORS 48" AND OVER, TWO POINT RECESSED ON ON LOCKER DOORS 36" TO 20". AUTOMATIC LOCKING DEVICE WITH LIFT-TYPE PADLOCK HASP.

FOR SUBMITTAL USE ONLY
SUBJECT TO APPROVAL

LOCKERS 12" OR WIDER WITH 20" OR 24" OPENING HEIGHT

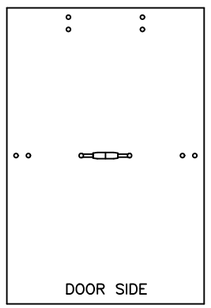

(1) DOUBLE CEILING HOOK

HOOK CONFIGURATION

Hallowell

THIS DRAWING AND THE INFORMATION ON IT IS THE CONFIDENTIAL PROPERTY OF HALLOWELL, INC. AND SHALL NOT BE COPIED OR DISCLOSED TO OTHERS WITHOUT WRITTEN PERMISSION. ONLY HALLOWELL, INC. RESERVES THE RIGHT TO ALTER ANY DESIGN. ANY UNAUTHORIZED MODIFICATIONS RELEASES HALLOWELL, INC. FROM ALL LIABILITIES.

TOLERANCES UNLESS SPECIFIED:
FRACTIONS: ±1/32 DECIMALS: ±.010 DEGREES: ±1°

Customer: CUSTOMER
Customer Order Number: PO#
Description: JOB_NAME
LOCATION

Drawn By:	Checked By:	Date:	Scale:
DRAFTER		DATE	NONE

Acad Number: PAGE_NUMBER Sheet SHEET Of OF Revision:
Drawing Number: FOLDER_NUMBER